

# Component Specifications

Part Number  
69586-Uxx  
69586-C48

## eXtreme® 6+ Universal Patch Panels

### APPLICATION

Leviton's eXtreme 6+ patch panels are designed for use on 19" standard racks and cabinets. The patch panels include Leviton's patent pending "Retention Force Technology" which promotes consistent performance over the life of the system. Installer friendly design allows for quick installation due to standard 110 terminations on the rear of the panel which follows the normal installation color sequence (blue, orange, green, brown) from left to right. Leviton's eXtreme 6+ system is designed for use in high megabit applications such as Gigabit Ethernet.

### FEATURES

- Includes "Retention Force Technology."
- Craft-Friendly Installation.
- Universal T568A and T568B wiring cards for 110 style IDC terminations.
- Color-coded front labeling for easy port identification (TIA-606-A compliant).
- Grounding standoff for optional earthing/grounding.

### STANDARDS COMPLIANCE

eXtreme 6+ system components meet or exceed the Category 6/Class E requirements for channel/component level performance per TIA/EIA-568-B.2-1 and ISO/IEC 11801-B. Components certified per cULus, NOM and ACA requirements.


### PHYSICAL SPECIFICATIONS

Dimensions: See second page  
Capacity: 12-, 24-, 48-, 96-port,  
U-89 Universal 12-port block  
Materials: 16 gauge steel, painted black; PCB and plastic components are rated per UL 94V-0

### DESIGN CONSIDERATIONS

- Color coded front window labeling for easy port identification.
- Mounts on 19" equipment racks.
- Panel offered in 12-, 24-, 48-, 96-Port configurations and Universal 12-port U89 Block for wall mount applications.
- Connector modules are in groups of six.
- Includes rear cable management bars.
- Centralized labeling (available on 48 port), promotes greater visibility of labels when patch cords are routed into horizontal cable management above and below the patch panel.

See ELECTRONIC FILES for CAD files (.DXF, .DWG, MS-DOS.EPS) on disk



eXtreme 6+ Universal Patch Panels

### WARRANTY INFORMATION

For a copy of Leviton product warranties, log on to [www.levitonvoicedata.com/warranty](http://www.levitonvoicedata.com/warranty).

For ELECTRONIC Typical Specs see (.TXT) file on disk.

### TYPICAL SPECIFICATION

The patch panel shall meet or exceed the requirements for Category 6 described in TIA/EIA-568-B.2-1 as well as the Class E requirements described in ISO/IEC 11801-B. The panels shall feature both T568A and T568B wiring configurations, white IDC 110-punchdown modules, mounting standoffs for cable management bars, color-coded front window labeling, and a termination standoff for patch panel earthing/grounding. The panels shall have universal T568A and T568B wiring card for terminations. The panels shall be made of 16 gauge steel, and shall have a black painted finish with white silk-screening. The plastic elements shall be fire-retardant with a UL flammability rating of 94V-0. The panel shall be offered in 12-, 24-, 48-, 96-port configurations as well as an 89D 12-port configuration. The patch panel shall be configured with six port modules. The 110 termination on the rear of the panel shall follow normal installation color sequence (blue, orange, green, brown) from left to right.



For Technical Support Call 1-425-485-4288; in USA call 1-800-824-3005.  
Spec sheets and updates are also available at [www.levitonvoicedata.com](http://www.levitonvoicedata.com).

2222 - 222nd St. SE • Bothell, WA 98021 USA  
Tel: 1-800-722-2082 / 1-425-485-4288 • Fax: 1-425-483-5270 • Int'l Fax: 1-425-485-9170 • GSA Schedule Available



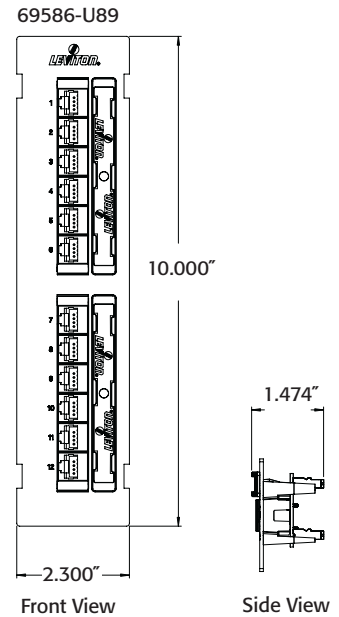
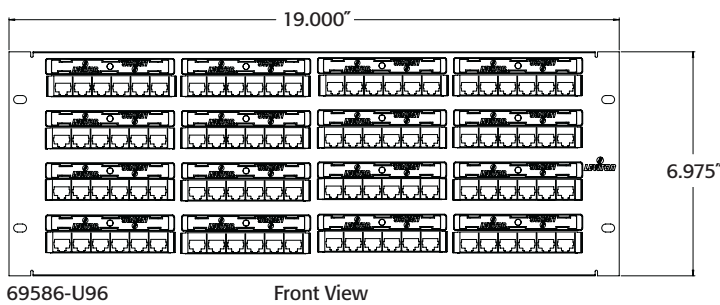
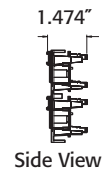
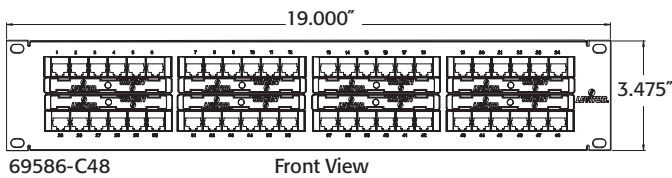
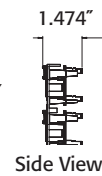
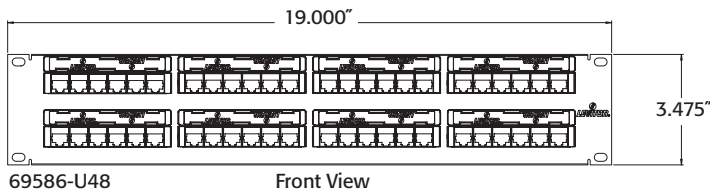
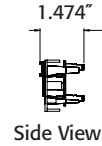
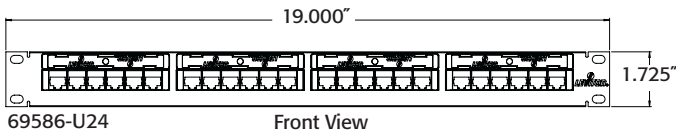
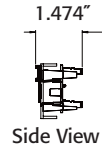
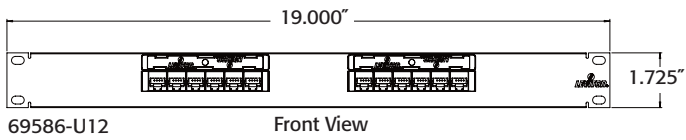
# eXtreme® 6+ Universal Patch Panels

**Part Number**  
69586-Uxx  
69586-C48

.....

## DIMENSIONAL LINE ART

See ELECTRONIC FILES for CAD images (.DXF, .DWG, MS-DOS.EPS)



## PART NUMBERS

eXtreme 6+ Patch Panels	Part No.
eXtreme 6+ Patch Block	69586-U89
eXtreme 6+ 12-Port Patch Panel	69586-U12
eXtreme 6+ 24-Port Patch Panel	69586-U24
eXtreme 6+ 48-Port Patch Panelw/centralized labeling	69586-C48
eXtreme 6+ 48-Port Patch Panel	69586-U48
eXtreme 6+ 96-Port Patch Panel	69586-U96



For Technical Support Call 1-425-485-4288; in USA call 1-800-824-3005.  
Spec sheets and updates are also available at [www.levitonvoicedata.com](http://www.levitonvoicedata.com).



2222 - 222nd St. SE • Bothell, WA 98021 USA • Tel: 1-800-722-2082 / 1-425-485-4288 • Fax: 1-425-483-5270 • Int'l Fax: 1-425-485-9170 • GSA Schedule Available